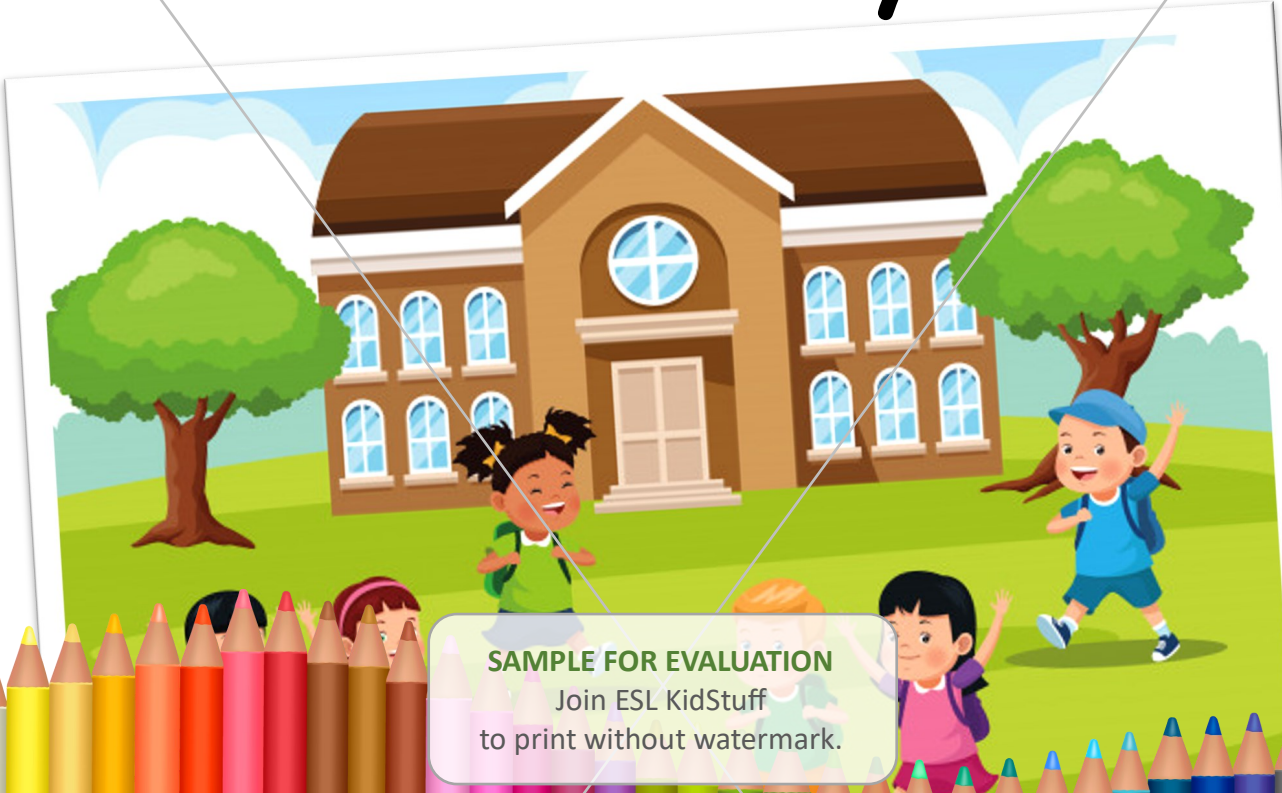


School days



SAMPLE FOR EVALUATION
Join ESL KidStuff
to print without watermark.



School subjects and timetables

Lesson 11

1	2	3	4
Learn words to say school subjects	Say days and the time of day	Read about one student's school day	Create a school timetable

The weather

A

Repeat the words after your teacher.

snow (v, n)

snowy (adj)

rain (v, n)

rainy (adj)

sunny (adj)

windy (adj)

cloudy (adj)

misty (adj)

dry (adj)

temperature (n)

boiling (adj)

hot (adj)

warm (adj)

cool (adj)

chilly (adj)

SAMPLE FOR EVALUATION

Join ESL KidStuff
to print without watermark.

It's raining.

It's warm and sunny.





B

QUIZ TIME! Cover the weather words and your notes.

Your teacher is going to say some weather words. Listen and draw an icon for each weather word. For example:


It's cloudy.



The weather

A

Let's talk about the weather. Work in pairs.
Ask and answer these questions.



What's the weather like today?

What was the weather like this morning?

What was the weather like yesterday?



What was the weather like last weekend?

What was the weather like on your birthday?

SAMPLE FOR EVALUATION

Join ESL KidStuff
to print without watermark.

Use weather words and temperature words in your answers.



B

Check your answers with your teacher.




Days and time



SAMPLE FOR EVALUATION
Join ESL KidStuff
to print without watermark.

What time is it?



Days and dates



Say the days of the week. Then answer the questions.



Sunday

Which day of the week is it today?

Monday

Which days are weekdays?

Tuesday

Which days are weekend days?

Wednesday

Which day is it tomorrow?

Thursday

SAMPLE FOR EVALUATION

Join ESL KidStuff
to print without watermark.

Which day was it yesterday?

Friday

Which days are school days?


Saturday



Today is Friday.
Tomorrow is Saturday.
It's the weekend.

Tuesday. It's February
24th.

Which day of the
week is your
birthday on this
year?



Mine's on Saturday. It's August
8th.


REMEMBER!

Use a capital letter when you write the first letter of days the week.

Times of the day

A

Draw a clock like this in your notebook.



What time is it now?



Draw the time it is now on your clock.

SAMPLE FOR EVALUATION

Join ESL KidStuff
to print without watermark.

B

Write the time in words in your notebook.

Draw a small clock
next to the time.
Draw the time.



11.05 - five past eleven



C

Draw clocks showing these times and write the times
next to the clocks.

Ten past eleven. Quarter past eleven. Twenty past eleven.
Eleven thirty. Twenty to twelve. Quarter to twelve.
Ten to twelve. Five to twelve. Twelve o'clock.

Part

2a

School subjects

A

Repeat the school subjects after your teacher.
Then match each subject with a coursebook.

Maths

English

History

Biology

Portuguese


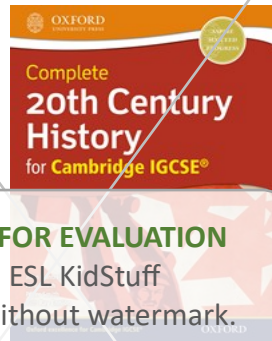



Physics

Chemistry




French

Geography

Art



SAMPLE FOR EVALUATION
Join ESL KidStuff
to print without watermark.



B

Say what your school subjects are. Check with your teacher.



C

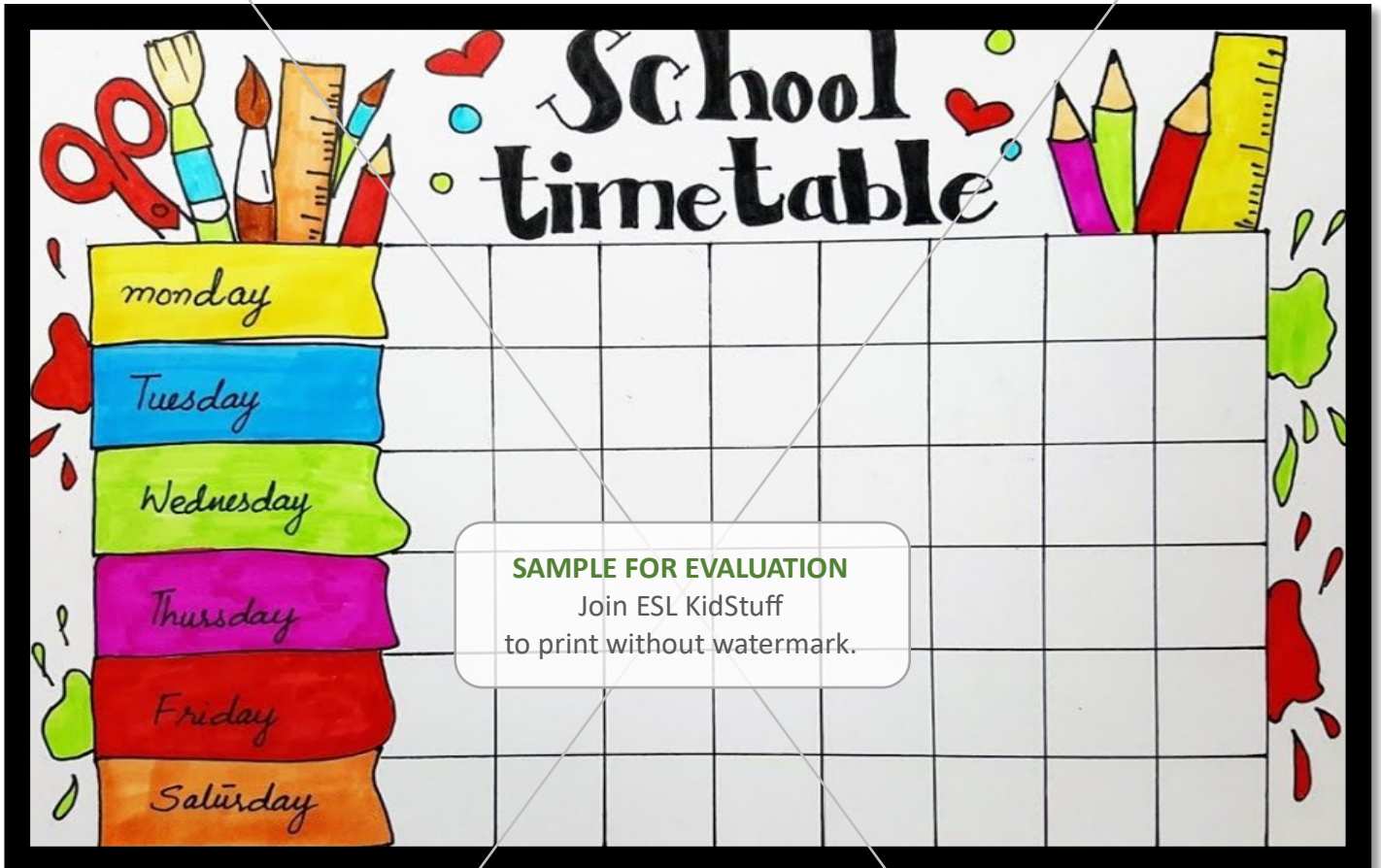
List your subjects in favourite order.

Biology
Art ...

Writing

A

Look at this timetable.



B

Read this text about Mark's timetable. Write the subjects in the right places on the timetable.

I have my new school timetable today. Lessons start next week. On Monday, I have Maths and English in the morning. It's the same on Wednesday morning too. On Monday and Wednesday afternoon, I have French and Geography. Tuesday and Thursday, I have Art all afternoon and on Friday afternoon I have sport. Tuesday morning it's Biology and Physics. Just once a week. Friday morning I have History all morning. Now, where are my new coursebooks?

Grammar - 'have'

A

Look at Mark's timetable.
Make sentences.

Mark has History on
Friday morning from 9
o'clock to 1 o'clock.

	9.00	10.00	11.00	12.00	1.00	2.00	3.00	4.00	5.00
Mon	Maths	Maths	English	English	LUNCH	French	French	Geography	Geography
Tue	Biology	Biology	Physics	Physics	LUNCH	ART	ART	ART	ART
Wed	Maths	Maths	English	English	LUNCH	French	French	Geography	Geography
Thu	STUDY LIBRARY	STUDY LIBRARY	STUDY LIBRARY	STUDY LIBRARY	LUNCH	ART	ART	ART	ART
Fri	History	History	History	History	LUNCH	SPORTS	SPORTS	HOME!	

B

Make a timetable for you.



C

Tell the class about your timetable.

