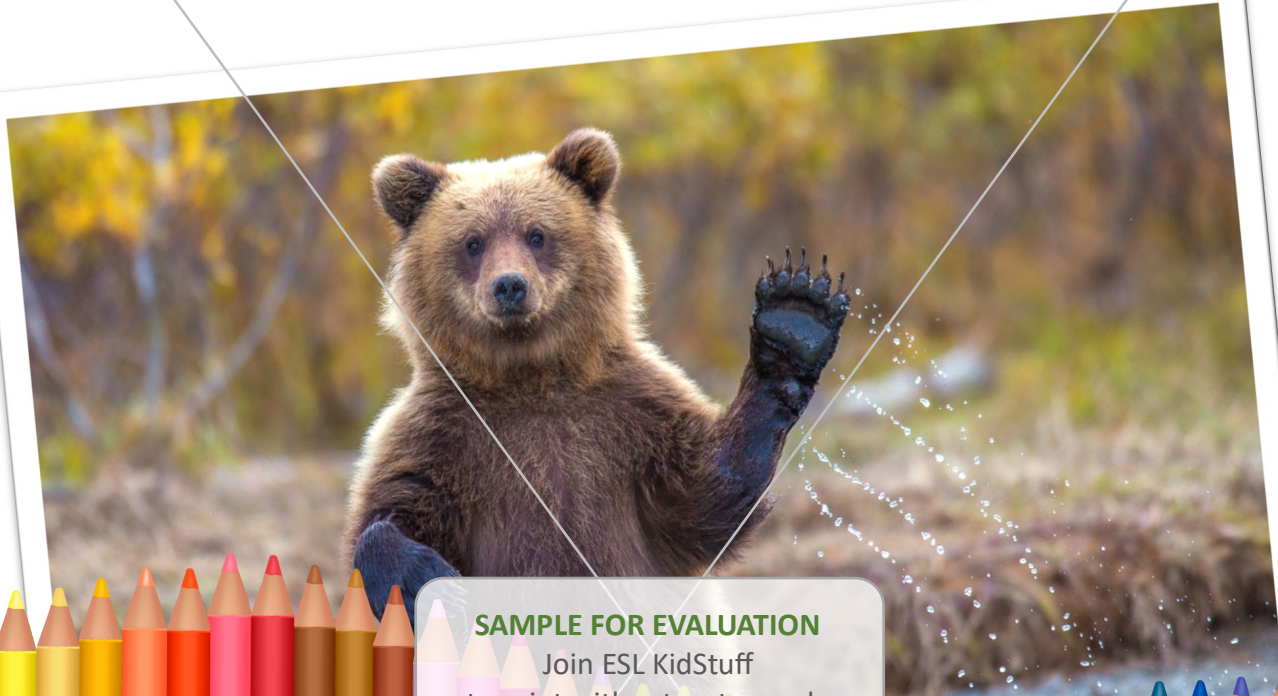


# Hello!



**SAMPLE FOR EVALUATION**  
Join ESL KidStuff  
to print without watermark.



## Introductions and classroom objects

### Lesson 1

**1**

**2**

**3**

**4**

Say hello and greet everyone

Say hello to Peter the puffin


Talk and write about you

Say and write the names of classroom objects


# Introductions



A Take a card.

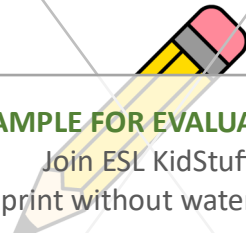


B Fold your card.



C Take a pencil.


SAMPLE FOR EVALUATION  
Join ESL KidStuff  
to print without watermark.



D Write your name on the card.



E Put your card on your desk.




# Introductions

**A**

Read the classmates saying hello.



Hello there. I'm David.



Hi Peter. My name's Emi.

Hello Emi.  
I'm Kate.




Nice to meet you, Kate.

SAMPLE FOR EVALUATION  
Join ESL KidStuff  
to print without watermark.

**B**

Read what the people say.

Say the words.



Hi there. I'm Jennifer.

Hello. My  
name's Adinda.



**C**


Say hello and tell the class your name.

Hello. My  
name's \_\_.

# Nice to meet you

**A**

Stand up. Greet each other.



Hello. I'm Suzie.

Hello. My name's Mohammed. Nice to meet you.



Hi there, Mohammed. I'm Choi. Nice to meet you too.

SAMPLE FOR EVALUATION  
Join ESL KidStuff  
to print without watermark.




Hi. I'm Antonio.

Hello Antonio. Hello Suzie. My name's Lisa. Nice to meet you.







**Hello there.  
I'm Peter.**

**SAMPLE FOR EVALUATION**  
Join ESL KidStuff  
to print without watermark.

**Greet Peter**

**Peter the Puffin**



# About Peter

A

Read about Peter.

His first name is Peter.

His surname is Puffin.

Peter is two years old.

He lives on an island.

His favourite colour is blue.

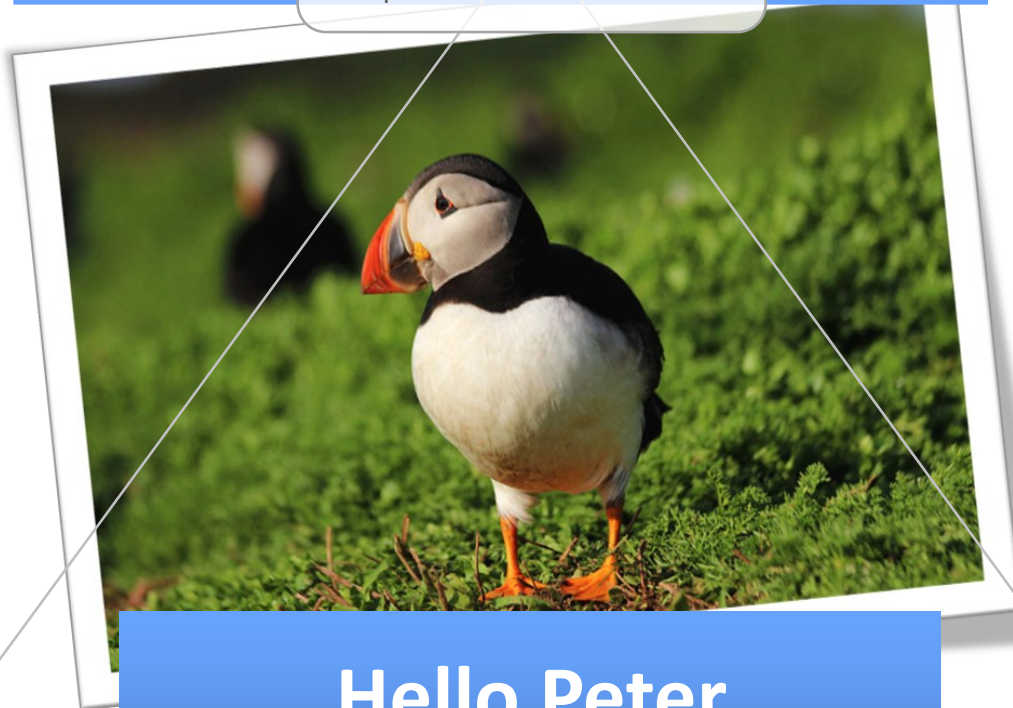
Blue is the colour of the sea.

Peter likes the sea.

SAMPLE FOR EVALUATION

Join ESL KidStuff

to print without watermark.



Hello Peter.  
Nice to meet you.

# Take some notes

A

Listen to your teacher reading these notes.

Write in the missing words.

Hello. My name's \_\_\_\_\_.

I live in \_\_\_\_\_ near \_\_\_\_\_.

I'm \_\_\_\_\_ years old and my birthday  
is on \_\_\_\_\_ of \_\_\_\_\_.

I like \_\_\_\_\_ and \_\_\_\_\_.

My favourite colour is \_\_\_\_\_.

SAMPLE FOR EVALUATION

Join ESL KidStuff  
to print without watermark.



# About Freddy

A

Read about an English teacher. He lives and works in Italy.




My name's Frederick.  
Freddy for short.




My mother lives in  
England in small  
town called Amble.



I'm from Newcastle,  
a city in England, but  
I live in Pomezia near  
Rome in Italy.



Amble is near the  
sea too.



Pomezia is near the  
sea and I love the  
sea.

SAMPLE FOR EVALUATION

Join ESL KidStuff  
to print without watermark.



It's very beautiful  
but it is very cold in  
the winter.



Every March something amazing happens in Amble. The puffins arrive! There are 40,000 of these incredible birds.

B

Answer these questions about Freddy.

1. What is his name?
2. Where is he from?
3. Where does he live?
4. What does he love?
4. Does his mother live in a big city?
5. Is Amble warm in winter?
6. What arrives in Amble every March?



# About you

**A**

Talk with a partner. Answer these questions about yourself.

1. What is your first name?
2. Which name can we call you?
3. What is your last name?
4. How old are you?
4. Where do you live?
5. What's your favourite colour?
6. What do you like?

**B**

Now write about yourself.

**SAMPLE FOR EVALUATION**

Join ESLKidStuff  
to print without watermark.




# Things in the classroom



**SAMPLE FOR EVALUATION**  
Join ESL KidStuff  
to print without watermark.

## Vocabulary development



# Classroom vocabulary

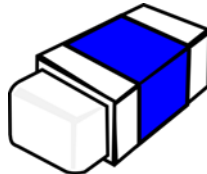
A

Match each phrase with a picture.

a deska rubbera waste bin

a pen

a chair

a teachera notebooka whiteboarda pencil case

**SAMPLE FOR EVALUATION**  
Join ESL KidStuff  
to print without watermark.




B


Listen to your teacher say the words and phrases and repeat.

C

Can you say the names of more things in the classroom?



A ruler



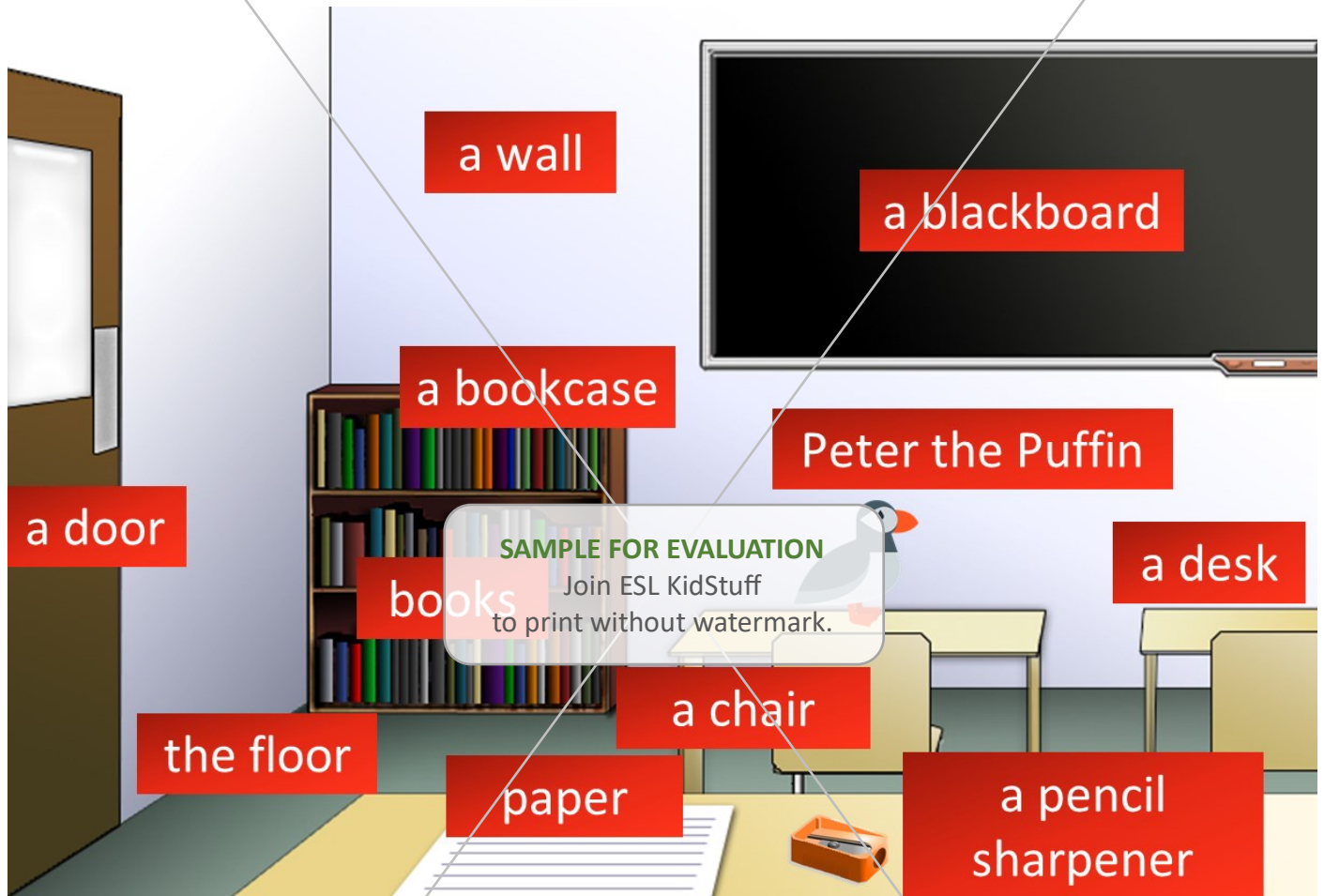
D

Try to remember the names of things in the classroom.

# Classroom vocabulary

A

Look at this classroom. Listen to your teacher say the words and phrases and repeat.



B

Read the conversation.

What's this in English?

It's a pencil sharpener.

How do you spell that?

P-E-N-C-I-L-new word-  
S-H-A-R-P-E-N-E-R.

a pencil sharpener.



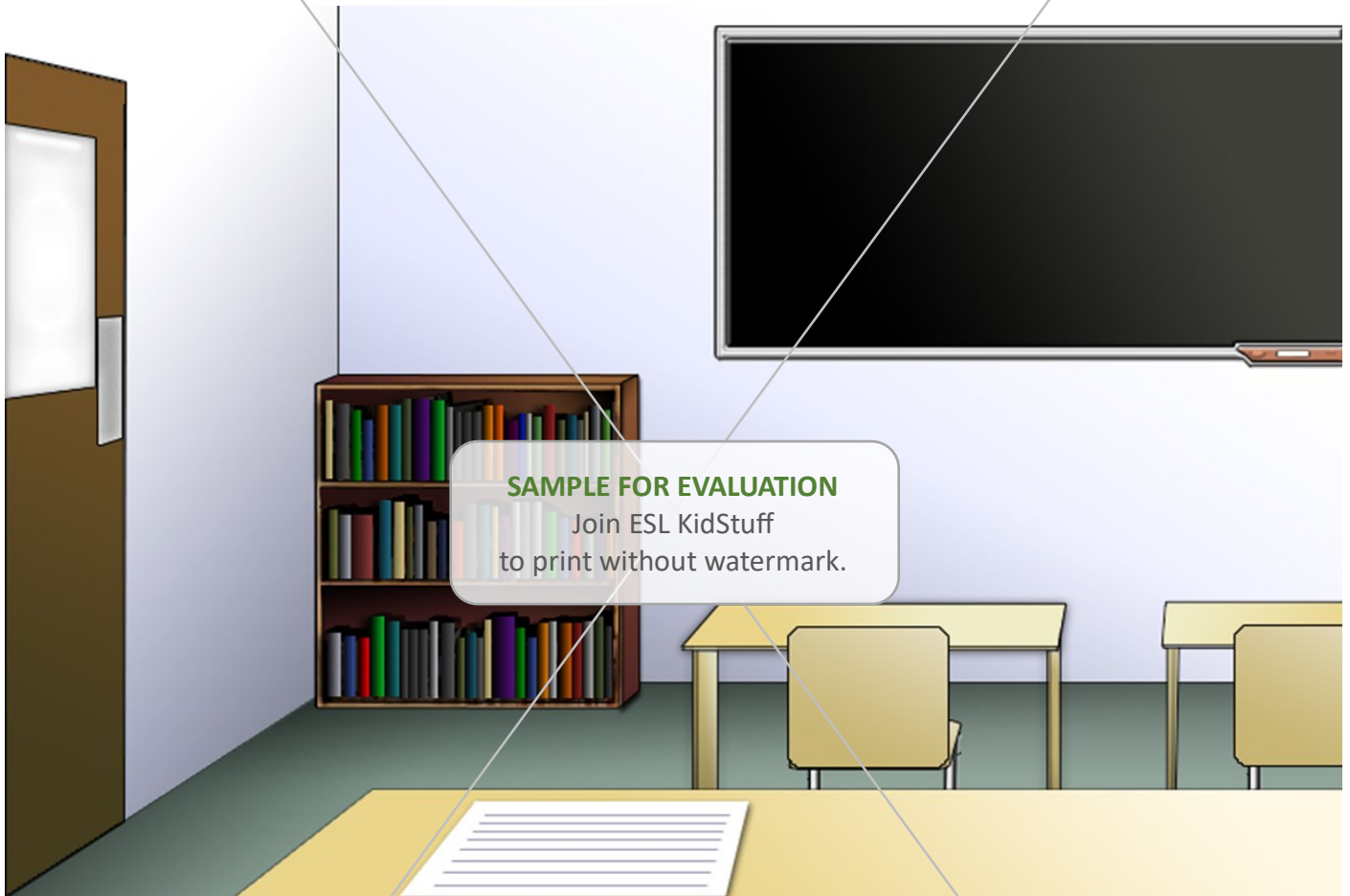
Part

4b

# Classroom vocabulary

C

Now ask and answer questions with a partner.



SAMPLE FOR EVALUATION  
Join ESL KidStuff  
to print without watermark.

For example,

**What's this in English?**

**It's a door.**

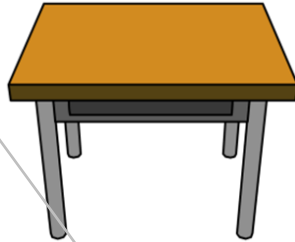
**How do you spell that?**

**D-O-O-R.  
a door.**

# Reading

A

Match the pictures to the words.



a desk

a pencil case

a bag

a coat


B

Listen as your teacher reads.

**SAMPLE FOR EVALUATION**

Join ESL KidStuff  
to print without watermark.

Mm ...Where's my mobile phone? OK. I have my pencil case, my notebook and a pen on my desk! OK. I have coloured pencils, a rubber, a ruler and a pencil sharpener in my pencil case. I have a dictionary and some books in my bag ... so where's my phone? Oh NOOOO!!!



What's the problem?

C

Where is your phone?



**on** your desk

**in** your bag

**in** your pencil case

**in** your coat