

# Where we live



**SAMPLE FOR EVALUATION**  
Join ESL KidStuff  
to print without watermark.

Nationalities and describing your town

## Lesson 6

1

2

3

4

Talk about  
national flags  
and nationalities

Say the names  
of places in a  
town

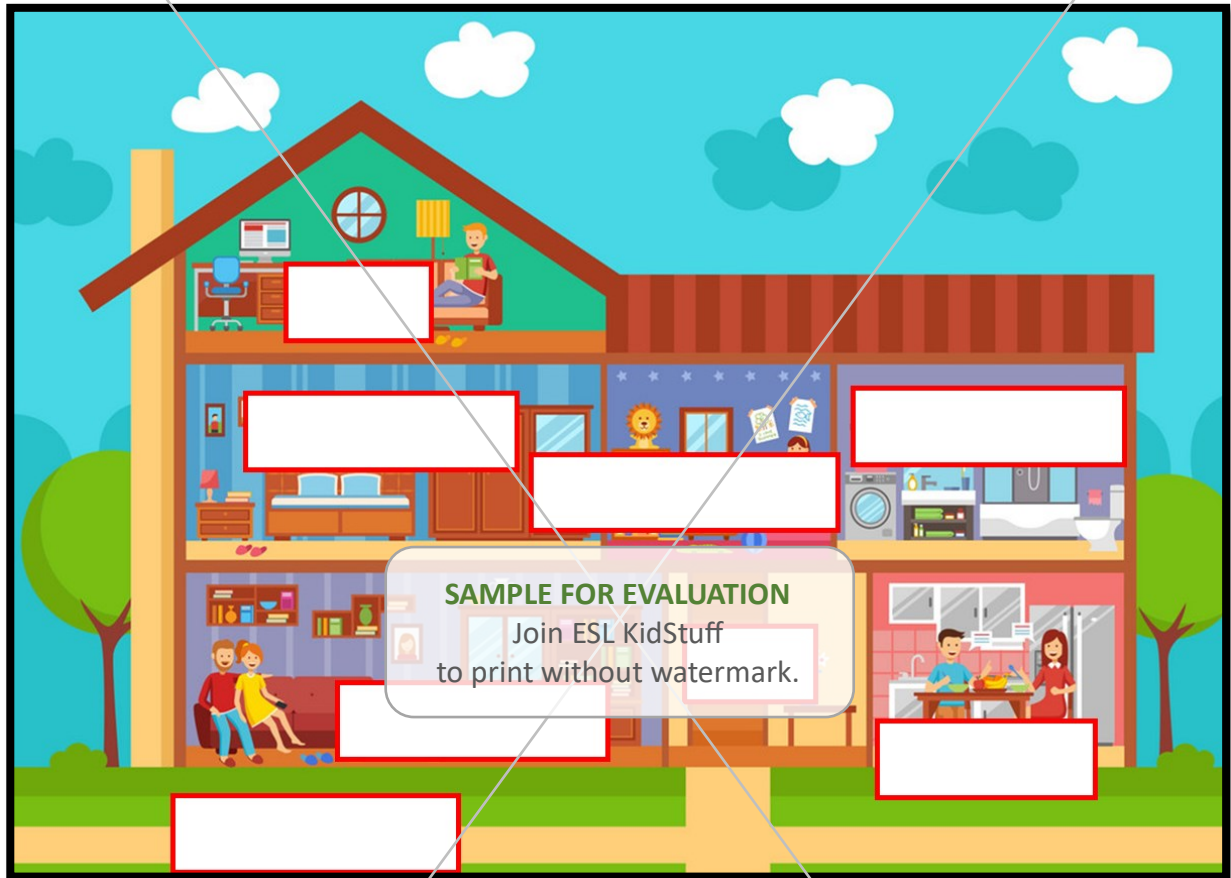
Say what there  
is in your town

Write about  
your hometown

# Vocabulary review

A

Look at this house. Write in the missing rooms.



Check your answers on the last page.

B

Ask questions about the house.



Which room is this?\*

It's the kitchen.

How do you spell that?

K-I-T-C-H-E-N.

Where is it?

It's on the ground floor.


\*For the garden, ask "What's this?".



# Where we live



# National flags



# Nations and nationalities

**A**

Look at these flags.




Say the country of each flag.



**Which country is this?**

The U.S.A.

It's an American



SAMPLE FOR EVALUATION  
 Join ESL KidStuff  
 to print without watermark.

**B**

Match each flag with one of these countries.

Brazil      China      France      Japan      the UK  
 the USA      Portugal      Spain

**C**

Say the names of the countries.

Can you guess the adjective of each country?




Brazil - Brazilian      China - Chinese      France - French  
 Japan - Japanese      the UK - British      the USA - American  
 Portugal - Portuguese      Spain - Spanish

# Writing - Flags

A

Write sentences about the flags below.



The American flag is red, white and blue.

The...

**SAMPLE FOR EVALUATION**

Join ESL KidStuff

to print without watermark.

Check your answers on the last page.



If your flag is not shown, write a sentence about it.

B

Read your sentences to your teacher.



C

Answer these questions.



Which is your favourite flag?

What's your country?

What's your nationality?

Which countries have you been to?






# Where we live



**SAMPLE FOR EVALUATION**  
Join ESL KidStuff  
to print without watermark.

# My hometown



# Places in a town

A


Look at this picture.



Repeat the words after your teacher.

B

Work in pairs. Ask and answer questions.



What can we see in the town?

... and a bank ...

There's a school ...



C

Do you know the names for any other places in a town? Tell your teacher.



# More places in a town

A

Match these phrases to a picture.

a hotel

a supermarket

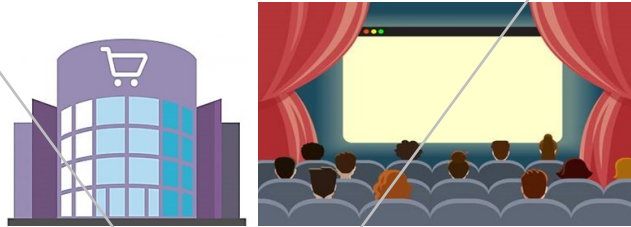
a hospital

a cinema

a train station

a museum

a shopping centre



SAMPLE FOR EVALUATION  
Join ESL KidStuff  
to print without watermark.

B

Check your answers with your teacher.  
Then say the words.



C

Say if these facilities are in your town.



There's a supermarket.



There isn't a cinema.



# Even more places

A

Say what you see in the photos.



SAMPLE FOR EVALUATION

Join ESL KidStuff  
to print without watermark.

There's an  
airport.

There's a big car park.

There's a beautiful park.

B

Look at these sentences

## Where things are

There's an interesting museum **in** my town.

There's a car park **at** the supermarket.

There are some people **on** the platform.

**in** my town - a thing in another thing

**at** the supermarket - a place at a point

**on** the platform - a thing on a surface



# Speaking - My hometown

A

Work in pairs. Say which buildings and facilities there are in your hometown. Ask questions.



Use the new vocabulary from this lesson.

bank  
library  
church  
school  
restaurant  
bus stop  
hotel  
supermarket  
shop  
hospital  
cinema  
train station  
museum  
shopping centre  
market  
car park  
park  
airport

**In my hometown there's a big supermarket and lots of shops.**

**Is there a shopping centre?**

**SAMPLE FOR EVALUATION**

Join ESL KidStuff  
to print without watermark.

**No, there isn't. But there is a market. What else? There are some restaurants.**

**Are there any schools?**

**Yes, there are. There are 3 schools.**

B

Your teacher will ask you some questions about your hometown.



Part

2e

# Writing - My hometown

**A**

Write a short text. Start like this.



My home is London ...

...



**SAMPLE FOR EVALUATION**

Join ESL KidStuff  
to print without watermark.

**B**

Read your text to your teacher.



**C**

Check your text. Add more information.



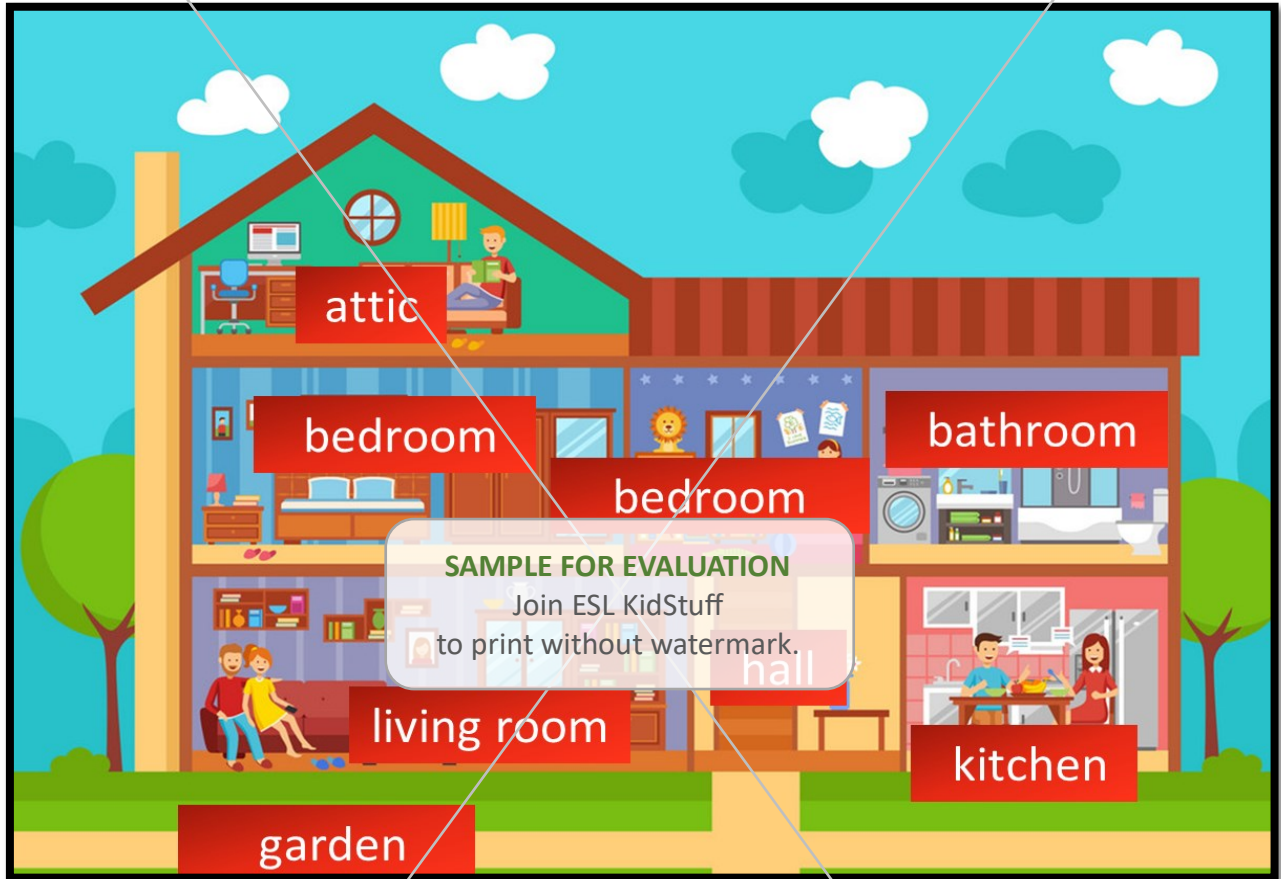
End

a

# Answers

A

Look at this house. Write in the missing rooms.



1b

Write the rooms from the picture on the previous page in the correct column.



The American flag is red, white and blue.



The Brazilian flag is green, yellow, blue and white.



The Japanese flag is red and white.



The French flag is red, white and blue.



The Portuguese flag is red, green, yellow, and blue.



The Chinese flag is red and yellow.



The British flag is red, white and blue too.



The Spanish flag is red and yellow.