

How do you spell that?



SAMPLE FOR EVALUATION
Join ESL KidStuff
to print without watermark.



Classroom objects and spelling things

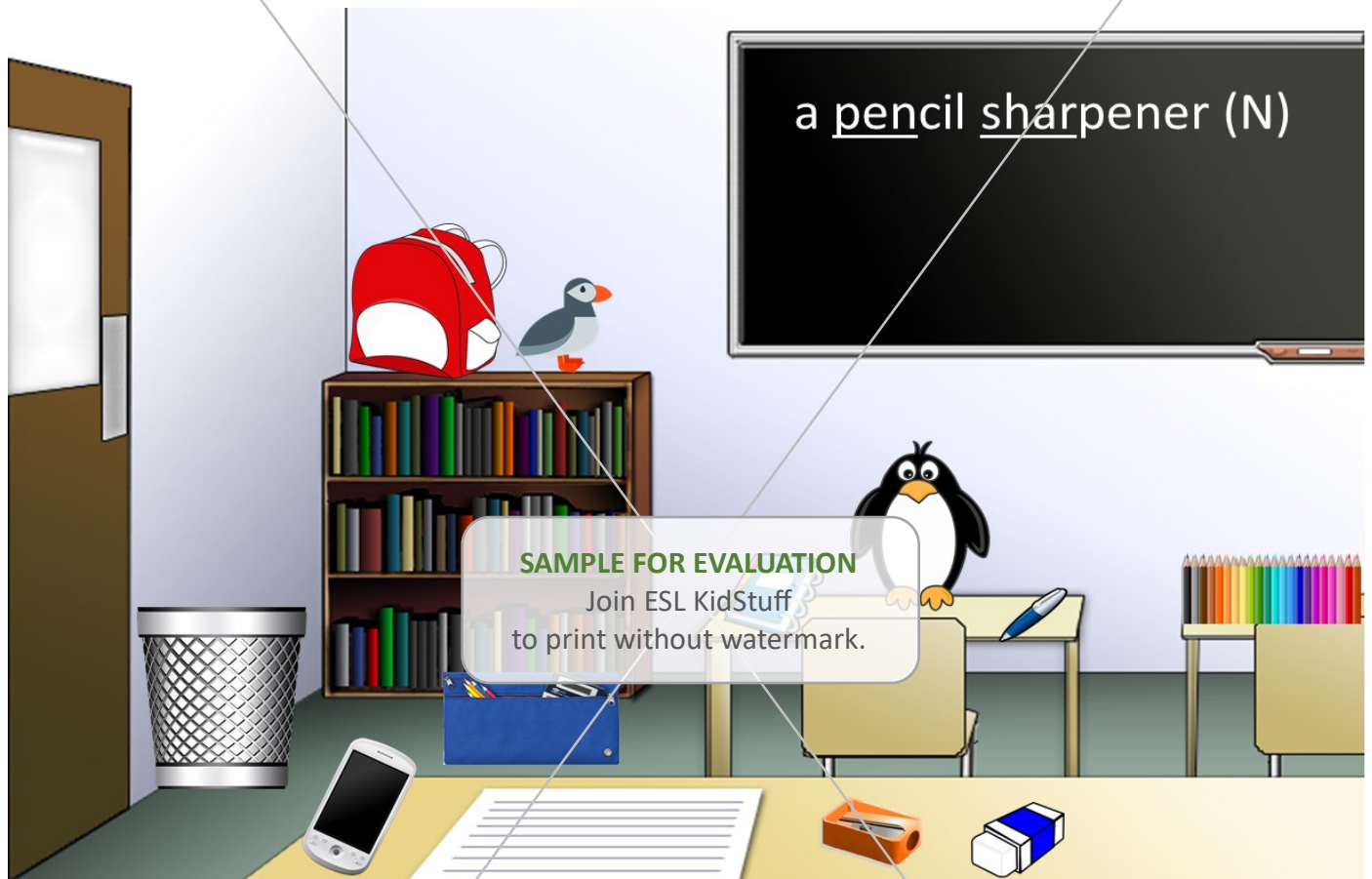
Lesson 2

1	2	3	4
Review names for things in the classroom	Say more than one of something	Say and write the letters of the English alphabet	Say and write the names of things

Classroom

A

Look at the classroom. In pairs, ask and answer questions about these things.



For example,

What's this in English?

It's a pencil sharpener.

How do you spell that?

**P-E-N-C-I-L-new word-
S-H-A-R-P-E-N-E-R.**

**How do you pronounce
that?**

a pencil sharpener.

Classroom

A

Repeat after your teacher.

a pencil sharpener (N + N)a pen (N)a pencil case (N + N)coloured pencils (ADJ + N)a school bag (N+ N)a waste bin (N+ N)a mobile phone (ADJ + N)a notebook (N)a ruler (N)a rubber (N)booksa bookcase (N)a puffin (N)a penguin (N)


SAMPLE FOR EVALUATION

Join ESL KidStuff
to print without watermark.

B

Look at these words.

coloured pencils



books

**REMEMBER!**

a books X

a coloured pencils X

books ✓


coloured pencils ✓

Spell that!



SAMPLE FOR EVALUATION
Join ESL KidStuff
to print without watermark.

Ready for writing



Ready for writing

A

Can you spell the words in the message?



How do you spell that?

A-R- E-new word-Y-O-U
-new word-H-A-P-P-Y.

OK. 'Are you
happy?' Yes, I am.

SAMPLE FOR EVALUATION
Join ESL KidStuff
to print without watermark.

REMEMBER!

'Happy' is an **ADJECTIVE**.

Adjectives are words - words that tell us about qualities of things. Also, **colour** words are adjectives.



There are some
coloured pencils on
the desk.

How do you spell
'coloured'?



Which colours can you
see?

How do you spell
these colours?

Ready for writing

A

Look at this table. Listen to your teacher say the letters.

eɪ	i:	e	aɪ	əʊ	u:	ɑ:
a	b	f	i	o	q	r
–	–	–	–		u	
j	d	–			–	
–	e	n				
	–	s				
	–	x				
	–	–				
	v					



Say the letters.



SAMPLE FOR EVALUATION

Join ESL KidStuff
to print without watermark.

B

Listen to the sounds of these letters.

a	b	c	d	e	f	g	h	i	j	k
l	m	n	o	p	q	r	s	t	u	v
w	x	y	z							



C

Write the letters in the right places in the table.



Ready for writing

A

Check your answers.

eɪ	iː	e	aɪ	əʊ	uː	ɑː
a	b	f	i	o	q	r
h	c	l	y		u	
j	d	m			w	
k	e	n				
	g	s				
	p	x				
	t	z				
	v					

SAMPLE FOR EVALUATION

Join ESL KidStuff
to print without watermark.

B

Say the letters of the alphabet.

a b c d e f g h
 i j k l m n o p q
 r s t u v w x y z

Ready for writing - Practice

A

Work with a partner.

Ask and answer these questions.

What's your first name?
 What's your surname?
 Where are you from?
 What's your address?
 What's your favourite food?

What is your favourite food?

Spaghetti!

How do you spell that?

Also use the question:

How do you spell that? SAMPLE FOR EVALUATION S-P-A-G-H-E-double T-I.

Use the table on the last page to help you.

What's yours?

B

Write five words in English.

Spell your words.



C

Write down your partner's words.

Check the spelling of your words.

D

Discuss with your teacher.

Which letters are difficult for you? Why?
 Does your first language use this type of system?
 If it has letters, how many are there?
 How is it the same?
 How is it different?