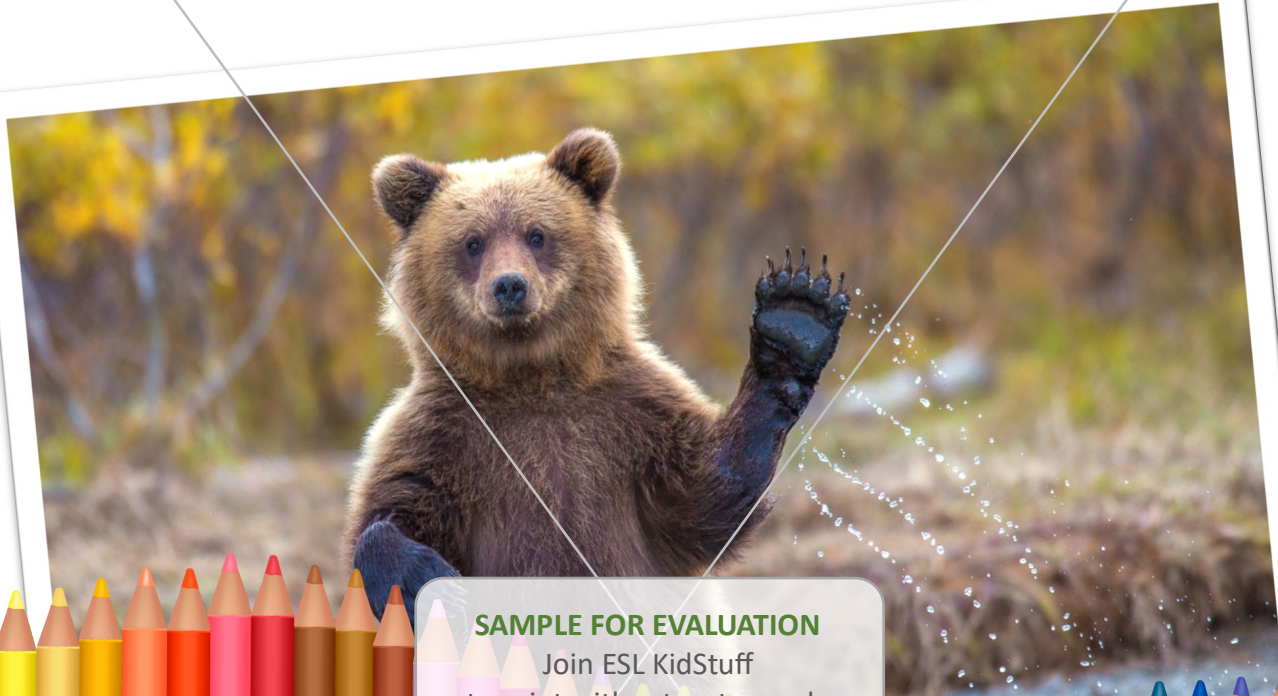


Hello!



SAMPLE FOR EVALUATION
Join ESL KidStuff
to print without watermark.



Introductions and classroom objects

Lesson 1

1

2

3

4

Say hello and greet everyone

Say hello to Peter the puffin



Talk and write about you

Say and write the names of classroom objects


Introductions



A Take a card.

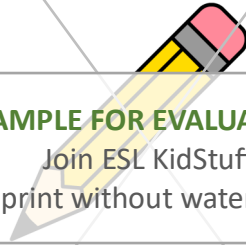


B Fold your card.



C Take a pencil.

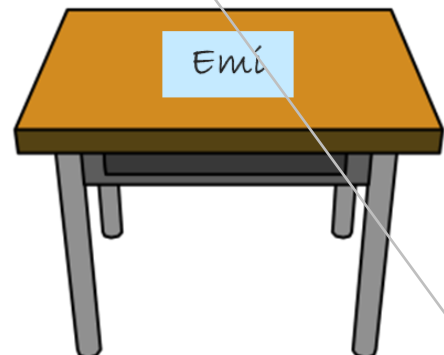
SAMPLE FOR EVALUATION
Join ESL KidStuff
to print without watermark.



D Write your name on the card.



E Put your card on your desk.




Introductions

A

Read the classmates saying hello.



Hello there. I'm David.



Hi Peter. My name's Emi.

Hello Emi.
I'm Kate.




Nice to meet you, Kate.

SAMPLE FOR EVALUATION
Join ESL KidStuff
to print without watermark.

B

Read what the people say.

Say the words.



Hi there. I'm Jennifer.

Hello. My
name's Adinda.



C


Say hello and tell the class your name.

Hello. My
name's __.

Nice to meet you

A

Stand up. Greet each other.



Hello. I'm Suzie.

Hello. My name's Mohammed. Nice to meet you.




Hi there, Mohammed. I'm Choi. Nice to meet you too.


SAMPLE FOR EVALUATION
Join ESL KidStuff
to print without watermark.



Hi. I'm Antonio.

Hello Antonio. Hello Suzie. My name's Lisa. Nice to meet you.





**Hello there.
I'm Peter.**

SAMPLE FOR EVALUATION
Join ESL KidStuff
to print without watermark.

Greet Peter

Peter the Puffin



About Peter

A

Read about Peter.

His first name is Peter.

His last name is Puffin.

Peter is two years old.

He lives on an island.

His favorite color is blue.

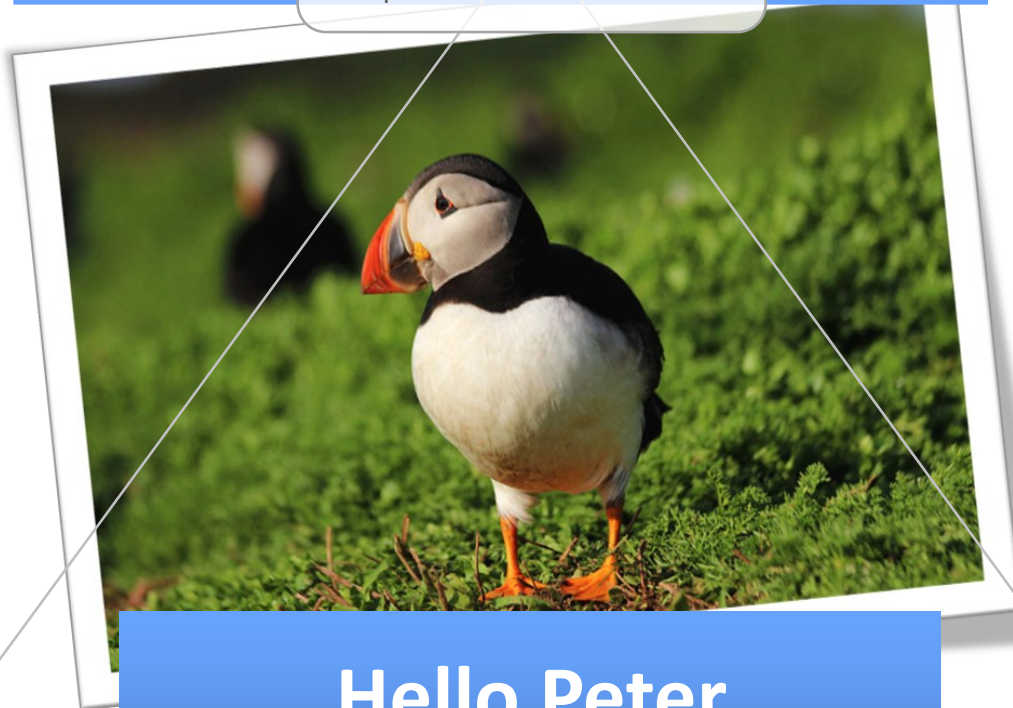
Blue is the color of the sea.

Peter likes the sea.

SAMPLE FOR EVALUATION

Join ESL KidStuff

to print without watermark.



Hello Peter.
Nice to meet you.

Take some notes

A

Listen to your teacher reading these notes.

Write in the missing words.

Hello. My name's _____.

I live in _____ near _____.

I'm _____ years old and my birthday
is on _____ of _____.

I like _____ and _____.

My favorite color is _____.

SAMPLE FOR EVALUATION

Join ESL KidStuff
to print without watermark.



About Freddy

A

Read about an English teacher. He lives and works in Italy.




My name's Frederick.
Freddy for short.



My mother lives in
England in small
town called Amble.



I'm from Newcastle,
a city in England, but
I live in Pomezia near
Rome in Italy.



Amble is near the
sea too.



Pomezia is near the
sea and I love the
sea.

SAMPLE FOR EVALUATION

Join ESL KidStuff
to print without watermark.



It's very beautiful
but it is very cold in
the winter.



Every March something amazing happens in Amble. The puffins arrive! There are 40,000 of these incredible birds.

B

Answer these questions about Freddy.

1. What is his name?
2. Where is he from?
3. Where does he live?
4. What does he love?
4. Does his mother live in a big city?
5. Is Amble warm in winter?
6. What arrives in Amble every March?

About you

A

Talk with a partner. Answer these questions about yourself.

1. What is your first name?
2. Which name can we call you?
3. What is your last name?
4. How old are you?
4. Where do you live?
5. What's your favorite color?
6. What do you like?

B

Now write about yourself.

SAMPLE FOR EVALUATION
Join ESLKidStuff
to print without watermark.




Things in the classroom



SAMPLE FOR EVALUATION
Join ESL KidStuff
to print without watermark.

Vocabulary development



Classroom vocabulary

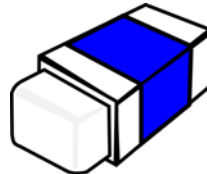
A

Match each phrase with a picture.

a deskan erasera trash can

a pen

a chair

a teachera notebooka whiteboarda pencil case

SAMPLE FOR EVALUATION
Join ESL KidStuff
to print without watermark.




B


Listen to your teacher say the words and phrases and repeat.

C

Can you say the names of more things in the classroom?



A ruler



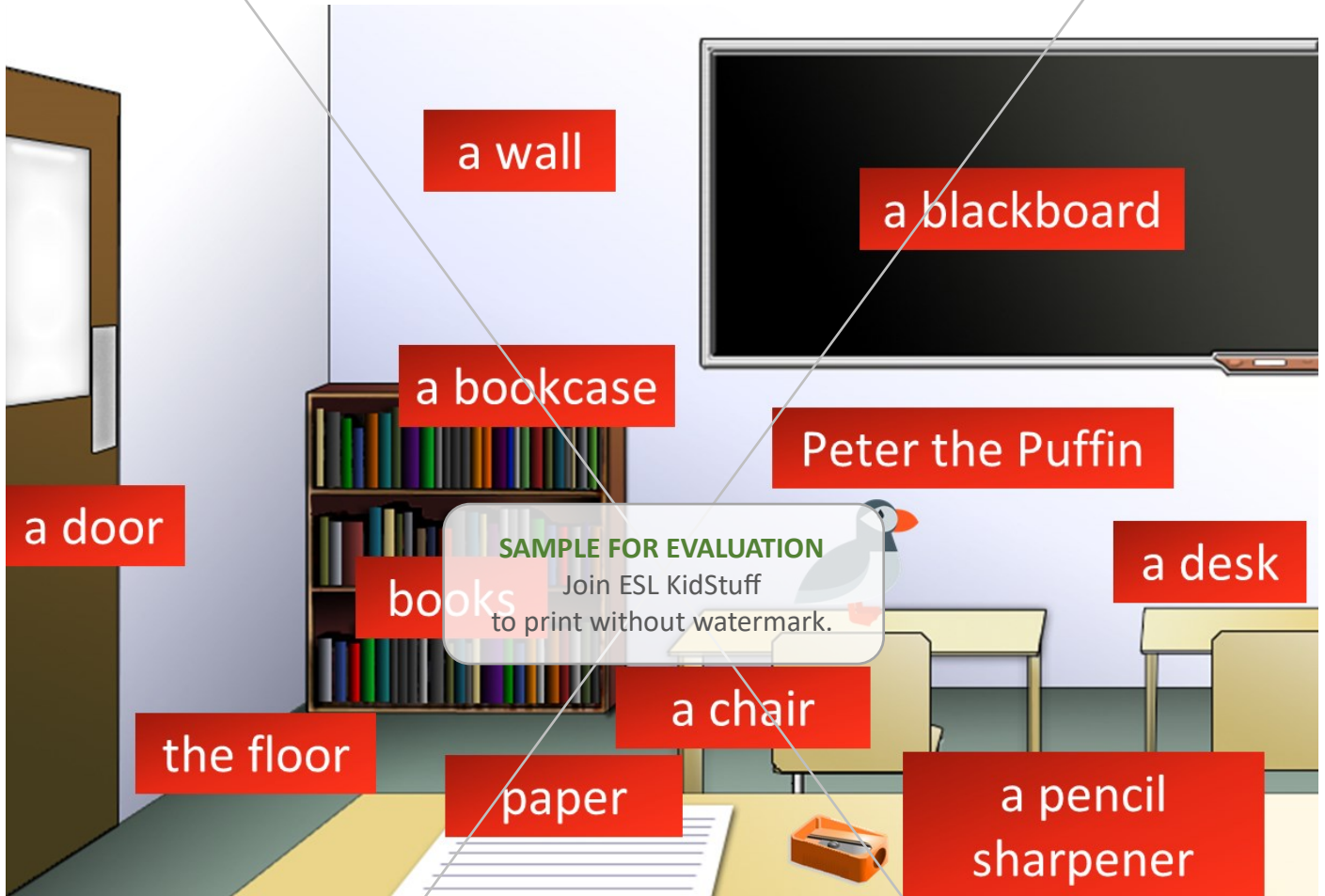
D

Try to remember the names of things in the classroom.

Classroom vocabulary

A

Look at this classroom. Listen to your teacher say the words and phrases and repeat.



B

Read the conversation.

What's this in English?

It's a pencil sharpener.

How do you spell that?

P-E-N-C-I-L-new word-
S-H-A-R-P-E-N-E-R.

a pencil sharpener.

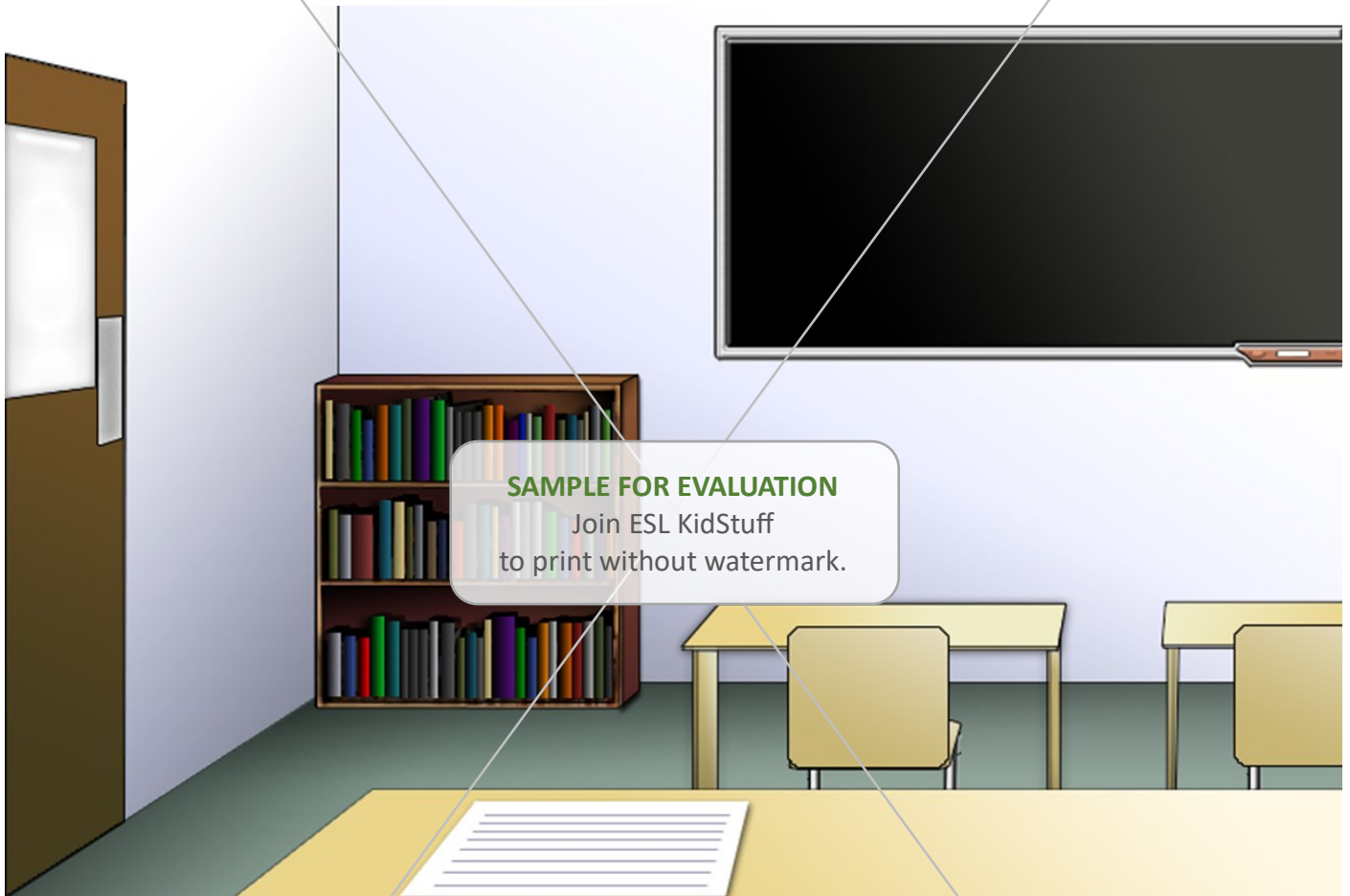
Part

4b

Classroom vocabulary

C

Now ask and answer questions with a partner.



SAMPLE FOR EVALUATION
Join ESL KidStuff
to print without watermark.

For example,

What's this in English?

It's a door.

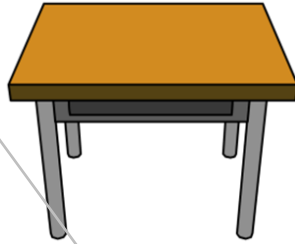
How do you spell that?

**D-O-O-R.
a door.**

Reading

A

Match the pictures to the words.



a desk

a pencil case

a bag

a coat


B

Listen as your teacher reads.

SAMPLE FOR EVALUATION

Join ESL KidStuff
to print without watermark.

Mm ...Where's my cell phone? OK. I have my pencil case, my notebook and a pen on my desk! OK. I have colored pencils, an eraser, a ruler and a pencil sharpener in my pencil case. I have a dictionary and some books in my bag ... so where's my phone? Oh NOOOO!!!



What's the problem?

C

Where is your phone?



on your desk

in your bag

in your pencil case

in your coat