

In the kitchen



SAMPLE FOR EVALUATION
Join ESL KidStuff
to print without watermark.



Cooking and recipes

Lesson 16

1	2	3	4
Learn words and phrases for cooking	Read about a young cook	Say how to prepare a dish	Write a profile and a recipe for a blog

Food and drink

A

Repeat the words after your teacher .

carrotsonionsgarliccabbagespotatoescauliflowerceleryspinach

leek

broccoli

famous (adj)

Italy is famous for pizza.

eat (v)

drink (v)

a starter

a main course

dessert



SAMPLE FOR EVALUATION

Join ESL KidStuff
to print without watermark.

B

Talk with a partner about the last time you ate out.


Include these:

starter

main course

dessert

drinks



I went to *Big Burgers* with my family. For the starter I had spicy chicken wings. I had a double burger with cheese and bacon for the main course. For drinks I had a Coke. I didn't have any dessert - I was too full!

C


Ask your teacher about the last time he/she ate out.

In the kitchen



SAMPLE FOR EVALUATION
Join ESL KidStuff
to print without watermark.

Kitchen equipment



Part

1a

Vocabulary - Cooking

A

Say what the pictures show.



SAMPLE FOR EVALUATION
 Join ESL KidStuff
 to print without watermark.

B

Match the pictures to these words.

fridge	mixer	toaster	oven	blender
microwave	scale	frying pan	pan	spoon
dishwasher	kettle	dishes	fork	knife
cup	mixing bowl	wooden spoon		

Check your answers on the next page.

Vocabulary - KEY

A

Check your answers.



scale

mixing bowl



spoon



fork

microwave



fridge



knife

toaster



oven



mixer



SAMPLE FOR EVALUATION

Join ESL KidStuff
to print without watermark.



frying pan



dishwasher



wooden
spoon



blender



dishes



pan



cup

B

Work in pairs. Test your partner.

- Student A, say a kitchen item word.
- Student B, don't look at this page. Draw a picture of the item your partner says.
- Do a few words. Then change.




Cooking time



SAMPLE FOR EVALUATION
Join ESL KidStuff
to print without watermark.

Recipe with Belinda



About Belinda

A

Read Belinda's profile.

Belinda Sidwell


Birthdate: 8th August, 2008

From/Lives: Atlanta, USA

Occupation: Student

Favorite subjects: Art and Design, Cookery

Hobbies: Cooking, shopping, web design



B

Say 'yes' or 'no' about these things.

SAMPLE FOR EVALUATION

Join ESL KidStuff
to print without watermark.

- Belinda was born in springtime.
- She's Spanish.
- She likes drawing and painting.
- She has several hobbies.

C

Now read Belinda's blog page.

Cooking is my hobby!

Hi! Welcome to my blog. On this page I introduce myself and give you some tips on cooking.

My name is Belinda, Bel for short. I'm from Atlanta in the US. I go to school there too. Cookery is one of my favorite subjects and one of my hobbies.

Actually, I love cooking and I spend a lot of time in the kitchen.

You can find my favorite recipes on this blog. Enjoy!!!!

Belinda's recipe

A

Read the introduction to Belinda's recipe.

CHOCOLATE CHIP MUFFINS

Chocolate chip muffins are one of my favorite cakes and they are easy to make.

Here are the ingredients for my recipe.

½ cup of butter or margarine

2 table spoons of dark brown sugar

2 eggs

1 ½ cups of plain flour

1 table spoon of baking powder

½ cup milk

SAMPLE FOR EVALUATION of chocolate chips
Join ESL KidStuff
to print without watermark.




B

Match each photo to a recipe item.




plain flour



eggs



baking powder



butter



dark brown sugar



chocolate chips



milk

Check your ideas with your teacher.

Follow the recipe

A

Read the instructions to Belinda's recipe.

Add the plain flour to the mixture and mix it in.

Add the chocolate chips to the mixture.

Preheat the oven to 375° F.

Put a small amount of the mixture into 12 paper cases.

Pour in the milk little by little.

Put the butter or margarine, brown sugar into a mixing bowl.

In the mixing bowl, use an electric mixer to mix the ingredients.

Add the baking powder in small quantities.

Add the two eggs and beat the mixture a little at a time.

Put the paper cases in the oven for 20-25 minutes.



SAMPLE FOR EVALUATION

Join ESL KidStuff

to print without watermark.

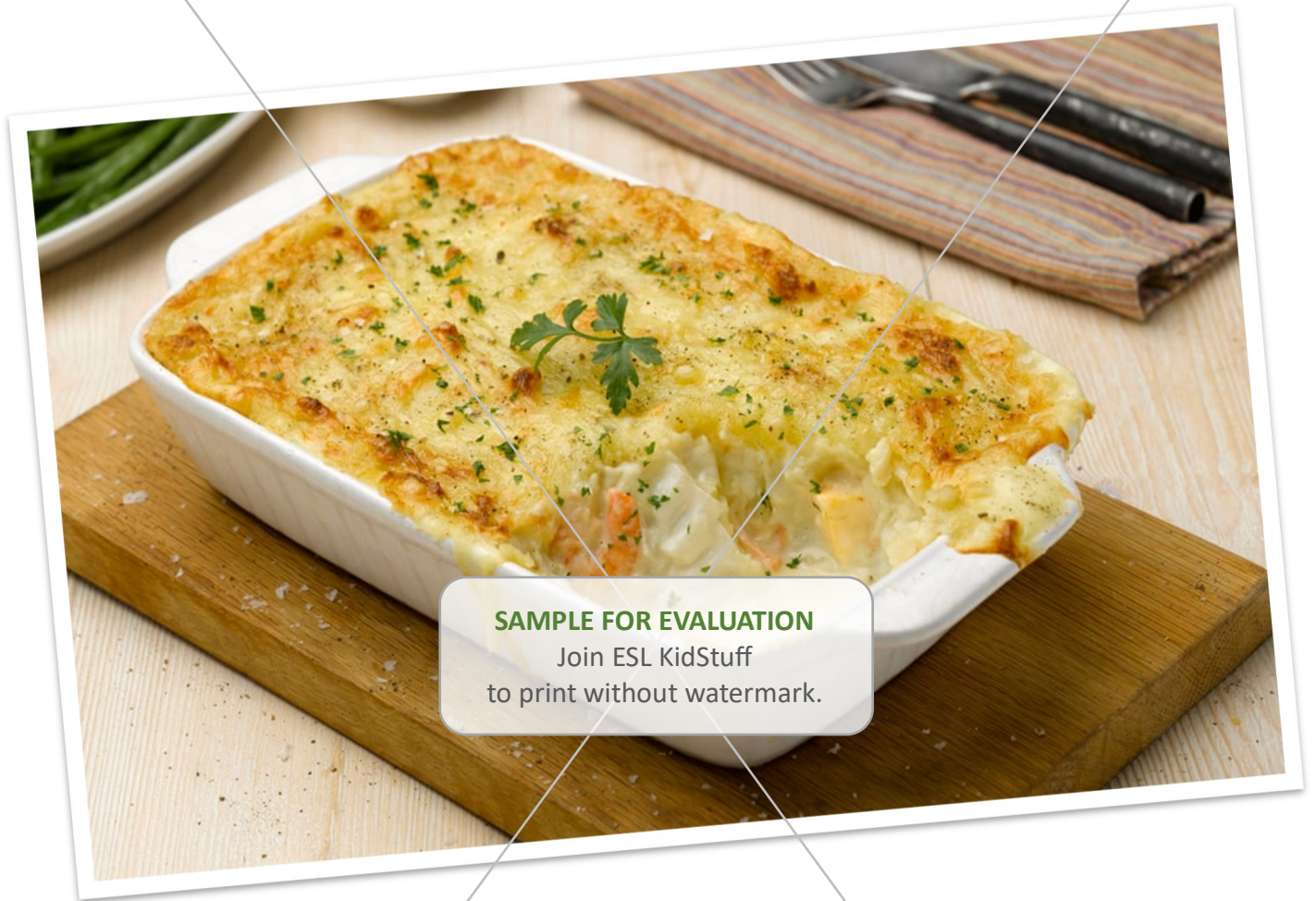
B

Put the instructions in the right order. Use these pictures to help you.




Check your answers on the last page.

Write a blog



SAMPLE FOR EVALUATION
Join ESL KidStuff
to print without watermark.

My recipe



Personal profile

A

Complete this profile of you. Use the example profile to help you.

YOUR NAME: _____

Birthdate: _____

From/Lives: _____

Occupation: Student

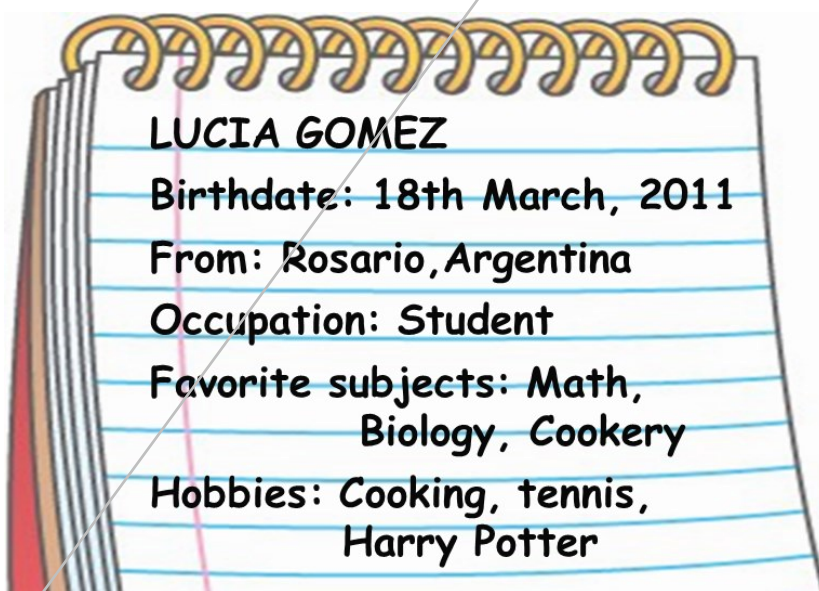
Favorite subjects: _____ Cookery

Hobbies: Cooking, _____

SAMPLE FOR EVALUATION


Join ESL KidStuff
to print without watermark.

Example profile:



B

Read your profile to your teacher.



Cooking verbs

A

Match the photos to these verbs.

chop

cut

peel

boil

mash

fry



1



2



3



4



5



6

SAMPLE FOR EVALUATION

Join ESL KidStuff
to print without watermark.

Check your answers on the last page.

B

Say which food you can prepare with each verb. Use these foods to help you.



Peel.
You can
peel
oranges.

onions garlic carrots broccoli
oranges apples bananas
eggs fish meat



Writing - Blog post

A

Prepare to write your blog post. Follow these instructions.

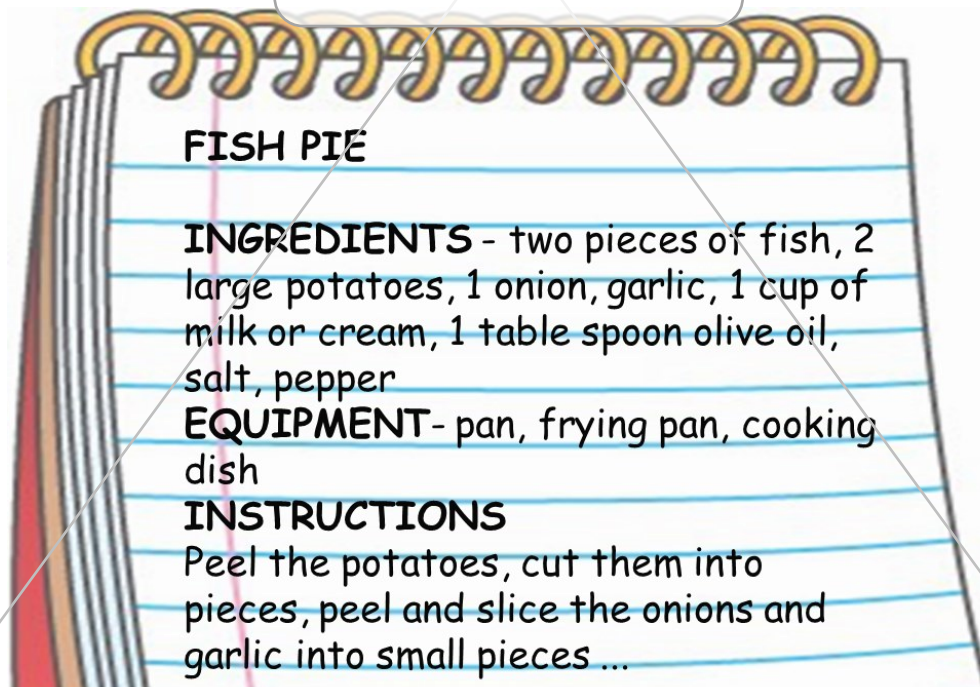
Make notes on these things:

- The name of your dish
- Ingredients for your recipe
- Equipment you need to cook it
- Instructions for making your dish
- Use the Belinda's recipe and the example to help you



SAMPLE FOR EVALUATION

Join ESL KidStuff
to print without watermark.



FISH PIE

INGREDIENTS - two pieces of fish, 2 large potatoes, 1 onion, garlic, 1 cup of milk or cream, 1 table spoon olive oil, salt, pepper

EQUIPMENT- pan, frying pan, cooking dish

INSTRUCTIONS

Peel the potatoes, cut them into pieces, peel and slice the onions and garlic into small pieces ...

B

Use your notes to write your blog post.

End

a

Answers

2b

Put the instructions in the right order. Use these pictures to help you.

Preheat the oven to 375° F.

Put the butter or margarine, brown sugar **into a mixing bowl**.

In the mixing bowl, use an electric mixer to **mix the ingredients**.

Add the two eggs and **beat the mixture** a little at a time.

Add the plain **flour** to the mixture and mix it in.

Add the **baking powder** in small quantities.

Pour in the **milk** little by little.

Add the chocolate chips to the mixture.

Put a small amount of the mixture **into paper cases**.

Put the paper cases **in the oven for 20-25 minutes**.

SAMPLE FOR EVALUATION

Join ESL KidStuff

to print without watermark.



preheat the oven



put into a mixing bowl



mix the ingredients



beat the mixture



add flour and baking powder



pour in milk



put into paper cases



put in the oven for 20-25 minutes



End

b

Answers

3b

Match the photos to these verbs.



1

peel



2

mash



3

boil



4

chop



5

fry



6

cut

SAMPLE FOR EVALUATION
Join ESL KidStuff
to print without watermark.